

Estimate

for  JIRA

Estimate Plug-in

1. Tagline

Speed up and formalize you Project and Time Management!

2. Top Features

a. Easy-to-use estimate form.

Create estimates in connection with numerous issues. Insert the details and download estimates in PDF and XLS and DOCX formats.

b. Review of your team members estimates.

Experienced specialists can help newcomers estimate tasks correctly.

c. Automate calculations of the total working time and project duration

No need to sum-up the estimated hours: everything is done automatically and can be used further!

3. About Project Estimation

The Project Estimation add-on will help you during the presale phase. The add-on allows you to specify each issue with estimated tasks. Consequently you can connect each estimate with a particular JIRA issue – for its full life circle. The number of estimates for one issue is unlimited! The Project Estimation add-on allows you to get the total estimate by calculating the number of working hours and project duration before the start of the project.

- **Check the work content:** view tasks, estimates detailed by the reporter, team members involved, status and summary of working time.
- **Simplify routine estimation:** you can add estimates, as well as clone them to a similar issue.
- **Special calculation for parallel tasks:** just mark if you are going to complete your tasks in parallel or sequentially.
- **Review your team members' estimates:** approve or reject estimates.
- **Learn about estimation history:** view all changes in a special menu and get them via e-mail notifications.

- **Quick estimation review:** see all estimates by project, issue, status and reporter with no effort.
- **Customizable:** choose the projects and types of issues that can be estimated.
- Available in English and Russian language.

4. Release Summary

Initial stable release.

5. Documentation

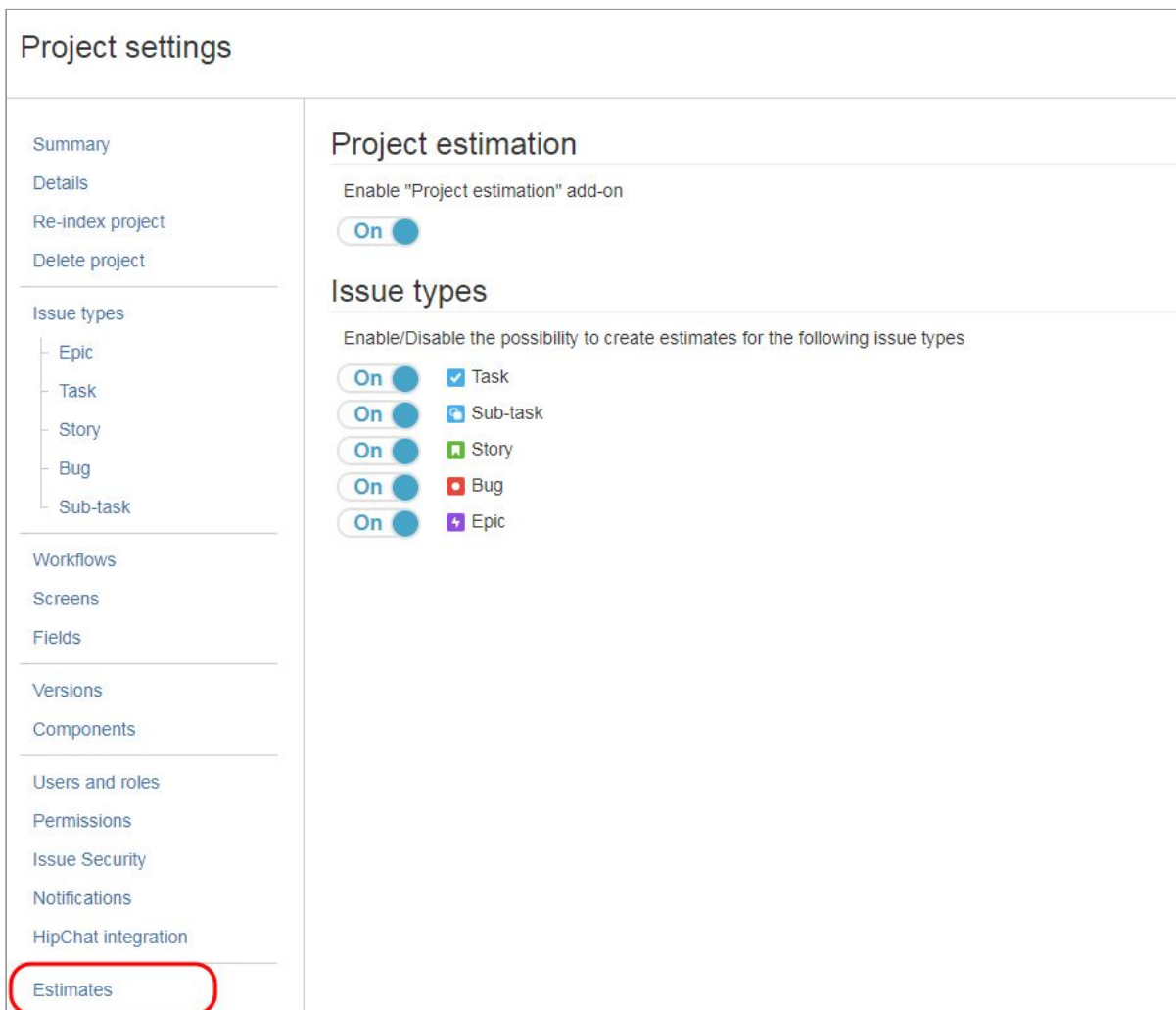
a. Installation

You can download and install Estimation Plugin from Atlassian Marketplace by following this link

<https://marketplace.atlassian.com/addons/app/jira>

b. Setup

Sign in as a project administrator and select (**Projects -> Your Project -> Estimates**):



The screenshot shows the 'Project settings' page. On the left sidebar, the 'Estimates' option is highlighted with a red circle. The main content area is titled 'Project estimation' and contains the following settings:

- Enable "Project estimation" add-on: On
- Issue types: Enable/Disable the possibility to create estimates for the following issue types
 - Task
 - Sub-task
 - Story
 - Bug
 - Epic

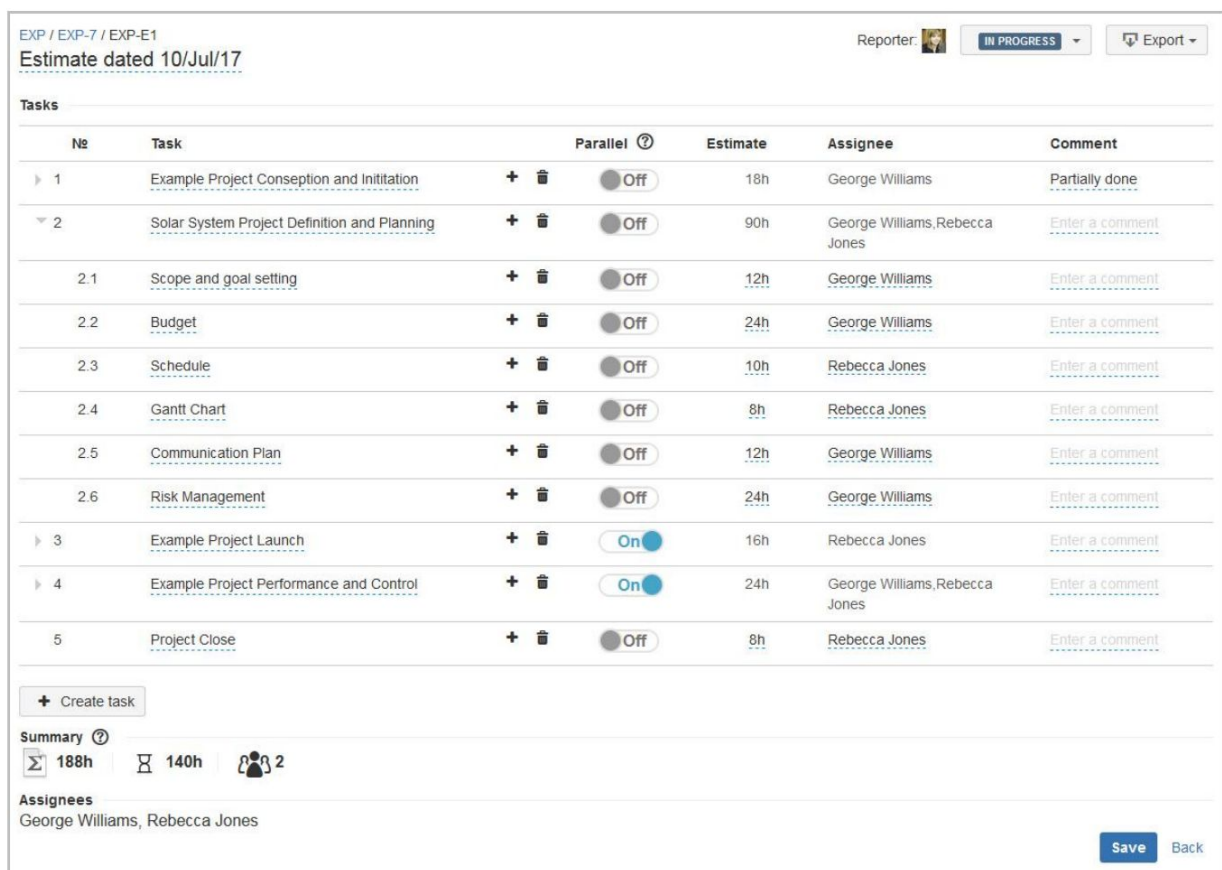
The **On/Off** switcher enables the add-on for the chosen project. After enabling it you can also set up the issue types for creating issue estimates. If you decide to disable the add-on for a certain issue type, you will not be able to create and edit estimates for an issue of this type but you will see all estimates created before.

c. Create an estimate

You can create an estimate by clicking:

- the “+” button at the **Issue estimation view** or
- the **Create** new estimate button in the **Project estimation view**.

You will see an estimate entry form as shown in the snippet below:



EXP / EXP-7 / EXP-E1
Estimate dated 10/Jul/17
Reporter: [Avatar] [IN PROGRESS] [Export]

No	Task	Parallel	Estimate	Assignee	Comment
1	Example Project Conception and Initiation	Off	18h	George Williams	Partially done
2	Solar System Project Definition and Planning	Off	90h	George Williams, Rebecca Jones	Enter a comment
2.1	Scope and goal setting	Off	12h	George Williams	Enter a comment
2.2	Budget	Off	24h	George Williams	Enter a comment
2.3	Schedule	Off	10h	Rebecca Jones	Enter a comment
2.4	Gantt Chart	Off	8h	Rebecca Jones	Enter a comment
2.5	Communication Plan	Off	12h	George Williams	Enter a comment
2.6	Risk Management	Off	24h	George Williams	Enter a comment
3	Example Project Launch	On	16h	Rebecca Jones	Enter a comment
4	Example Project Performance and Control	On	24h	George Williams, Rebecca Jones	Enter a comment
5	Project Close	Off	8h	Rebecca Jones	Enter a comment

+ Create task

Summary
 188h 140h 2

Assignees
 George Williams, Rebecca Jones

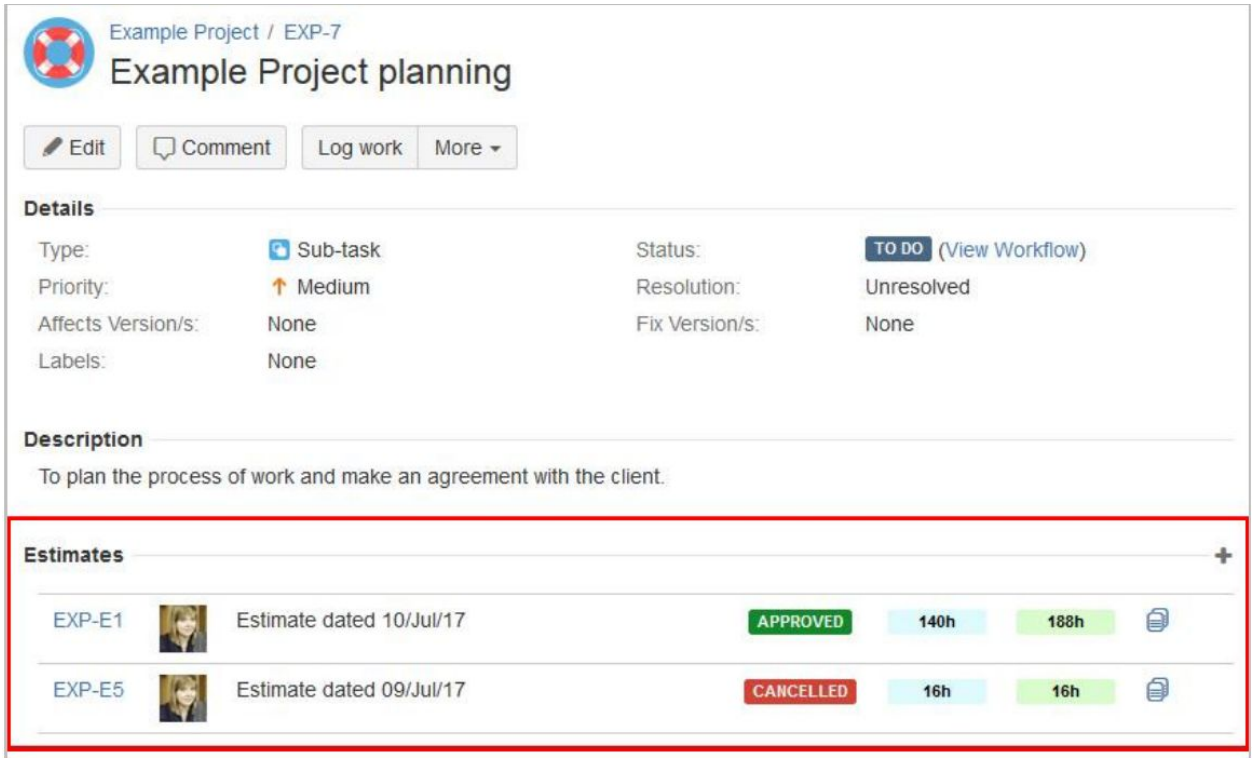
Save Back

It allows you to fill in the estimate name; tasks with estimated hours, assignees and comments for them. It is possible to create a hierarchy of tasks by dragging and dropping them from line to line. You can also mark whether the task will be done sequentially or in parallel with other ones using an **On/Off** switcher. This directly affects the **Project Duration** value in the summary section at the bottom. The switcher mode defines the way of calculating the project duration value.

The **Off** mode provides calculation of working hours for tasks as being performed sequentially, the **On** mode – is for tasks to be performed in parallel. (e.g. there are two tasks, each of them is estimated at 40h and has the switcher **On**. In this case the project duration is equal to 40h. And if

e. Use Issue estimation view

Each issue (of the type selected for creating estimates) includes the **Issue estimation view** as shown in the snippet below:



Example Project / EXP-7
Example Project planning

Edit Comment Log work More ▾

Details

Type:	Sub-task	Status:	TO DO (View Workflow)
Priority:	Medium	Resolution:	Unresolved
Affects Version/s:	None	Fix Version/s:	None
Labels:	None		

Description

To plan the process of work and make an agreement with the client.

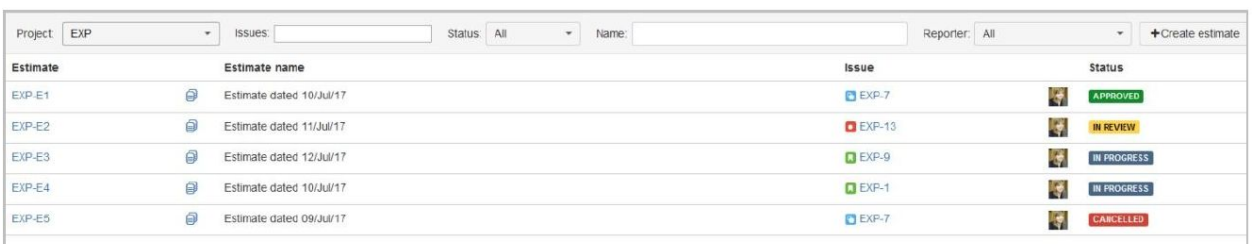
Estimates

Estimate	Reporter	Estimate name	Status	Duration	Summary
EXP-E1		Estimate dated 10/Jul/17	APPROVED	140h	188h
EXP-E5		Estimate dated 09/Jul/17	CANCELLED	16h	16h

It represents all estimates for this issue and is available in all accessible issues and projects. The view gives detailed information on the estimate key, reporter, estimate name, its status, project duration and the summary of working time. It also allows users to create and clone estimates. If you are a project manager you have the right to delete them as well.

f. Use Project estimation view

Select **Project -> View all estimates** menu to use **Project estimation view**. It displays all estimates for the project with the details for the estimate key, estimate name, issue, reporter and its status.



Estimate	Estimate name	Issue	Status
EXP-E1	Estimate dated 10/Jul/17	EXP-7	APPROVED
EXP-E2	Estimate dated 11/Jul/17	EXP-13	IN REVIEW
EXP-E3	Estimate dated 12/Jul/17	EXP-9	IN PROGRESS
EXP-E4	Estimate dated 10/Jul/17	EXP-1	IN PROGRESS
EXP-E5	Estimate dated 09/Jul/17	EXP-7	CANCELLED


For filtering data choose the project, issue, status, estimate name and reporter from the drop-down lists. This view also allows you to create and clone estimates.


g. Use Estimate history menu

You can find the **Estimate history menu** in **Activity** block in all issues of the typeset up for estimating. It is similar to the example below:


Activity


All
Comments
Work Log
History
Activity
Estimate history
Git Comments

 Jennifer Sallivan created estimate [EXP-E1](#) - Yesterday 3:14 PM


 Jennifer Sallivan changed estimate [EXP-E1](#) - Yesterday 4:03 PM

Description	Original value	New value
Task and comment were changed	1 , Example Project Conception and Initiation , 18h , George Williams	1 , Example Project Conception and Initiation , 18h , George Williams
Partially done		
Summary was changed	Summary of working time: 188h, Project duration: 156h Number of assignees: 2.	Summary of working time: 188h, Project duration: 140h Number of assignees: 2.


 Jennifer Sallivan created estimate [EXP-E5](#) - Yesterday 4:13 PM

 Jennifer Sallivan changed estimate [EXP-E5](#) - Yesterday 4:14 PM


Name was changed	Estimate dated 10/Jul/17	Estimate dated 09/Jul/17
------------------	--------------------------	--------------------------

 Jennifer Sallivan changed estimate [EXP-E1](#) - Yesterday 4:18 PM

Status was changed	In progress	Approved
--------------------	-------------	----------

 Jennifer Sallivan changed estimate [EXP-E5](#) - Yesterday 4:19 PM

Status was changed	In progress	Cancelled
--------------------	-------------	-----------

 Jennifer Sallivan changed estimate [EXP-E1](#) - Yesterday 4:52 PM

Task was changed	1 , Example Project Conception and Initiation , 18h , George Williams	1 , Example Project Conception and Initiation , 20h , George Williams
Task was changed	1.1 , Project Charter , 10h , George Williams	1.1 , Project Charter , 12h , George Williams
Summary was changed	Summary of working time: 188h, Project duration: 140h Number of assignees: 2.	Summary of working time: 190h, Project duration: 142h Number of assignees: 2.

Comment

It displays all facts of creating, editing, deleting estimates and gives details for changes made in data including reporter, key, name, status, tasks comments and estimated time.

h. E-mail notifications

To know if the estimate is changed, you should start watching the issue which includes it. All saved changes will be displayed in the estimation history and sent via e-mail to all users who are mentioned as watchers.

Thank you for choosing Estimate!

